

MEGHNA CONDENSED MILK INDUSTRIES LIMITED**Statement of Financial Position (Un-Audited)
For the Half Year Ended 31st DECEMBER 2023**

ASSETS	Notes	31-12-23	30.06.2023
Non-Current Assets		132,850,487	141,109,497
Property, Plant & Equipment		132,850,487	141,109,497
Current Assets		187,615,726	188,929,689
Stock & Stores		80,187,800	80,187,800
Advance, Deposit & Prepayments		55,834,857	55,834,857
Sundry Debtors & Others Receivable		9,029,000	9,029,000
Unsecured Loan		34,000,000	34,000,000
Cash & Bank Balances		8,564,069	9,878,032
TOTAL ASSETS	Tk.	320,466,213	330,039,186
Shareholders Equity and Liabilities :			
Shareholders' Equity		(1,171,372,581)	(1,155,460,363)
Issued Subscribed and Paid up Capital		160,000,000	160,000,000
Accumulated Profit/(Loss)		(1,418,446,677)	(1,405,454,459)
Revaluation Reserve		87,074,096	89,994,096
Non-Current Liabilities		642,775,645	642,775,645
Bank Loan		642,775,645	642,775,645
Current Liabilities :		849,063,149	842,723,904
Cash Credit and Overdrafts		393,583,042	387,243,797
Liabilities for Expenses		451,889,290	451,889,290
Workness Profit Participation fund		960,089	960,089
Dividend Payable		1,673,604	1,673,604
Liabilities for Tax		957,124	957,124
TOTAL LIABILITIES AND SHAREHOLDERS' EQUITY	Tk.	320,466,213	330,039,186
Net Assets Value Per Share		(73.21)	(72.22)


 CFO


 Company Secretary


 Director


 Managing Director


 Chairman

 Date : Dhaka
 30th January - 2024

MEGHNA CONDENSED MILK INDUSTRIES LIMITED

STATEMENT OF COMPREHENSIVE INCOME (UN-AUDITED)

For the Half Year Ended 31st DECEMBER 2023

Particulars	Half Year Ended 31st December 2023	Half Year Ended 31st December 2022	3 Month Ended 1st October'22 to 31 st December 2023	3 Month Ended 1st October'22 to 31 st December 2022
Sales	-	-	-	-
Less : Cost of Goods Sold :	4,821,679	5,817,500	2,137,500	2,778,750
Gross Profit/(Loss)	(4,821,679)	(5,817,500)	(2,137,500)	(2,778,750)
Operating Expenses:				
Administrative, Selling & Distribution Expenses	4,751,294	5,132,500	2,226,750	2,496,250
Operating Profit/(Loss)	(9,572,973)	(10,950,000)	(4,364,250)	(5,275,000)
Financial Expenses	6,339,245	7,675,454	3,037,500	3,870,500
Profit/(Loss) Before other Income:	(15,912,218)	(18,625,454)	(7,401,750)	(9,145,500)
Other Income/Interest on FDR	-	-	-	-
Net Profit/(Loss) for the Half year ended Before WPPF and Tax	(15,912,218)	(18,625,454)	(7,401,750)	(9,145,500)
Less: Contribution to workmen's Profit Participation Fund.	-	-	-	-
Net Profit/(Loss) for the Period Before Tax	(15,912,218)	(18,625,454)	(7,401,750)	(9,145,500)
Less: Provision for tax	-	-	-	-
Net Profit/(Loss) for the Period After Tax	(15,912,218)	(18,625,454)	(7,401,750)	(9,145,500)
Net Profit/(Loss) Earning Per Share	(0.994)	(1.16)	(0.462)	(0.571)


CFO


Company Secretary


Director


Managing Director


Chairman

Date : Dhaka
30th January - 2024


MEGHNA CONDENSED MILK INDUSTRIES LIMITED

STATEMENT OF CHANGES IN EQUITY (Un-Audited) FOR THE HALF YEAR ENDED 31th December 2023

Particulars	Paid up Capital	Tax Holiday Reserve	Profit / (Loss)	Total Taka
Balance as on 01-07-2023	160,000,000	89,994,096	(1,405,454,459)	(1,155,460,363)
Net Profit/(Loss)				
For the half year	-	-	(15,912,218)	(15,912,218)
Transfer between revaluation Reserve & Retained earnings	-	(2,920,000)	2,920,000	-
Balance as on 31.12.23	160,000,000	87,074,096	(1,418,446,677)	(1,171,372,581)

Balance as on 31.12.22	160,000,000	98,180,426	(1,379,598,915)	(1,121,418,489)
-------------------------------	--------------------	-------------------	------------------------	------------------------


CFO


Company Secretary


Director







Managing Director


Chairman

Date : Dhaka
30th January - 2024

MEGHNA CONDENSED MILK INDUSTRIES LIMITED

STATEMENT OF CASH FLOWS (Un-Audited) FOR THE HALF YEAR ENDED 31st DECEMBER, 2023

Particulars	31-12-23	31-12-22		
A. CASH FLOW FROM OPERATING ACTIVITIES:				
Collection From Turnover/outside Party	-	-		
Payment For Cost & General & Other related Exp.	(1,313,963)	(5,132,500)		
Inventory	-	-		
Sundry debtors	-	-		
Advance, Deposit & Prepayments	-	-		
Liabilities For Expenses	-	7,675,454		
Workmenis Profit Participation Fund.	-	-		
Liabilities for Tax	-	-		
Net Cash Generated from Operating Acitivities :	(1,313,963)	2,542,954		
B. CASH FLOW FROM INVESTING ACTIVITIES:				
Acquisition of fixed Assets	-	-		
Interest Received on FDR	-	-		
Interest on Loan	(6,339,245)	(7,675,454)		
Net Cash used in Investing Activities	(6,339,245)	(7,675,454)		
C. CASH FLOW FROM FINANCING ACTIVITIES:				
Bank Loan-long Term	-	-		
Bank Loan-short Term	6,339,245	-		
Un-secured Loan (Receivable)	-	-		
Un-secured Loan (Payable)	-	-		
Net Cash Generated From Financing Activities	6,339,245	-		
Net Cash Inflow / (Outflow) during the Period (A+B+C)	(1,313,963)	(5,132,500)		
Cash & Cash equivalent from the beginning of the Period	9,878,032	11,742,035		
Cash & Cash equivalent at the end of the Period	8,564,069	6,609,535		
Net operating Cash Flow Per Share :	(0.082)	0.16		
 CFO	 Company Secretary	 Director	 Managing Director	 Chairman

Date : Dhaka
30th January - 2024